








**HIMOINSA®**  
THE ENERGY

MODEL  
**HHW-40 T5**  
INDUSTRIAL RANGE  
Soundproof  
Powered by HIMOINSA



-  B10
-  WATER-COOLED
-  THREE PHASE
-  50 HZ
-  NON COMPLYING 97/68/EC
-  DIESEL

## Generating Rates



SERVICE		PRP	STANDBY
Power	kVA	42	47
Power	kW	34	37
Rated Speed	r.p.m.	1.500	
Standard Voltage	V	400/230	
Available Voltages	V	230 - 230/132	
Rated at power factor	Cos Phi	0,8	

01

**HIMOINSA Company with quality certification ISO 9001**

**HIMOINSA gensets are compliant with EC mark which includes the following directives:**

- 2006/42/CE Machinery safety.
- 2006/95/EC Low voltage.
- 2004/108/CE Electromagnetic compatibility.
- 2000/14/EC Sound Power level. Noise emissions outdoor equipment. (amended by 2005/88/EC)
- EN 12100, EN 13857, EN 60204

Ambient conditions of reference according to ISO 8528-1:2005 normative: 1000 mbar, 25°C, 30% relative humidity.

**Prime Power (PRP):**

According to ISO 8528-1:2005, Prime power is the maximum power which a generating set is capable of delivering continuously whilst supplying a variable electrical load when operated for an unlimited number of hours per year under the agreed operating conditions with the maintenance intervals and procedures being carried out as prescribed by the manufacturer. The permissible average power output (Ppp) over 24 h of operation shall not exceed 70 % of the PRP.

**Emergency Standby Power (ESP):**

According to ISO 8528-1:2005, Emergency standby power is the maximum power available during a variable electrical power sequence, under the stated operating conditions, for which a generating set is capable of delivering in the event of a utility power outage or under test conditions for up to 200 h of operation per year with the maintenance intervals and procedures being carried out as prescribed by the manufacturers. The permissible average power output over 24 h of operation shall not exceed 70 % of the ESP

**HIMOINSA HEADQUARTERS:**

Fábrica: Ctra. Murcia - San Javier, Km. 23,6 | 30730 SAN JAVIER (Murcia) Spain  
Tel.+34 968 19 11 28 Fax +34 968 19 12 17 Fax +34 968 19 04 20 info@himoinsa.com www.himoinsa.com

**Manufacture facilities:**

SPAIN • FRANCE • INDIA • CHINA • USA • BRASIL

**Subsidiaries:**

ITALY | PORTUGAL | POLAND | GERMANY | SINGAPORE | UAE | MEXICO | PANAMÁ | ARGENTINA | UK



Ctra. Murcia - San Javier, km. 23,6 | 30730 San Javier (Murcia) SPAIN | Tel.: +34 902 19 11 28 / +34 968 19 11 28  
Fax: +34 968 19 12 17 | Export Fax +34 968 19 04 20 | E-mail:info@himoinsa.com | www.himoinsa.com





## Engine Specifications 1.500 r.p.m.

ENGINE		PRP	STANDBY
Rated Output	kW	38	42
Manufacturer		HIMOINSA	
Model		4HD38 NA5	
Engine Type		Diesel 4 strokes-cycle	
Injection Type		Direct	
Aspiration Type		Natural	
Cylinders Arrangement		4 - L	
Bore and Stroke	mm	102 x 118	
Displacement	L	3,857	
Cooling System		Liquid (water + 50% glycol)	
Lube Oil Specifications		API CF4, SAE 15W40	
Compression Ratio		17,5:1	
Fuel Consumption StandBy	l/h	12,1	
Lube Oil Consumption Full Load		0,8 % of fuel consumption	
Total oil capacity including tubes, filters	L	8	
Heat rejection to coolant	kW	21,5	
Governor	Type	Electrical	
Air Filter	Type	Dry	

## Generator

Generator		
Poles	Num	4
Winding Conections (standard)		Star-serie
Frame Mounting		S-3 11"1/2
Insulation	Class	H class
Enclosure (according IEC-34-5)		IP23
Exciter System		self-excited, brushless
Voltage Regulator		A.V.R. (Electronic)
Bearing		Single bearing
Coupling		Flexible disc
Coating type		Standard (Vacuum impregnation)



## Application Data

Exhaust System		
Maximum exhaust temperature	°C	550
Exhaust Gas Flow	m3/min	8,3
Maximum allowed back pressure	kPa	6,5
Exhaust Flange Size (external diameter)	mm	65
Heat evacuated through exhaust pipe	kW	34,5

Air Inlet System		
Intake Air Flow	m3/h	156
Cooling Air Flow	m3/s	1,2
Alternator fan air flow	m3/s	0,197

Starting System		
Starting Motor	kW	4,5
Starting Motor	CV	6,12
Recommended Battery Capacity	Ah	150
Auxiliary Voltage	Vcc	24

Fuel System		
Fuel Oil Specifications		Diesel
Fuel Tank	L	100
Other Fuel tank capacity	L	190, 330



## Dimensions



B10 Weight and Dimensions		
(L) Length	mm	2.100
(H) Height	mm	1.350
(W) Width	mm	975
Maximum shipping volume (standard supplier)	m <sup>3</sup>	2,76
(*) Wet weight	Kg	1.130
Fuel tank capacity	L	100
Sound pressure level	dB(A)@7m	68 ± 2,3

(\*) (with standard accessories)

STANDARD VERSION (Plastic tank)

Himoinsa has the right to modify any characteristic without prior notice.  
Weights and dimensions based on standard products. Illustrations may include optional equipment.  
Technical data described here correspond with the available information at the moment of printing.  
Industrial design under patent.

Local Distributor



## Dimensions of other available versions

Weight and Dimensions		
(L) Length	mm	2.100
(H) Height	mm	1.410
(W) Width	mm	975
Maximum shipping volume (standard supplier)	m <sup>3</sup>	2,89
(*) Wet weight	Kg	1.217
Fuel tank capacity	L	190
Sound pressure level	dB(A)@7m	68 ± 2,3
(*) (with standard accessories)		HIGH CAPACITY VERSION (Steel tank)

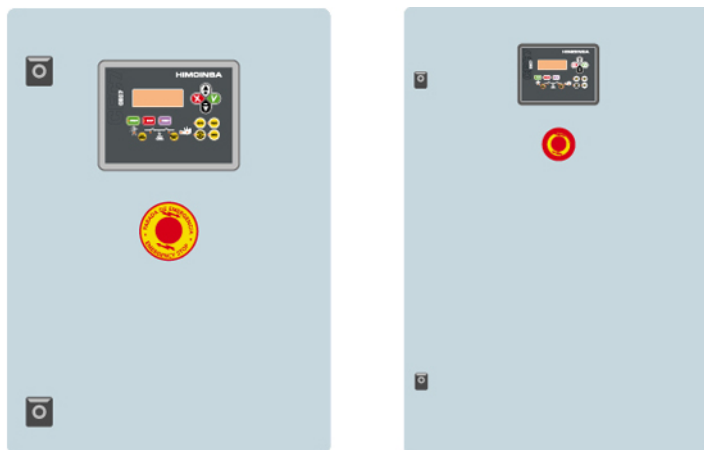
Weight and Dimensions		
(L) Length	mm	2.100
(H) Height	mm	1.565
(W) Width	mm	975
Maximum shipping volume (standard supplier)	m <sup>3</sup>	3,2
(*) Wet weight	Kg	1.268
Fuel tank capacity	L	330
Sound pressure level	dB(A)@7m	68 ± 2,3
(*) (with standard accessories)		HIGH CAPACITY VERSION (Steel tank)



## CONTROL PANEL MODEL

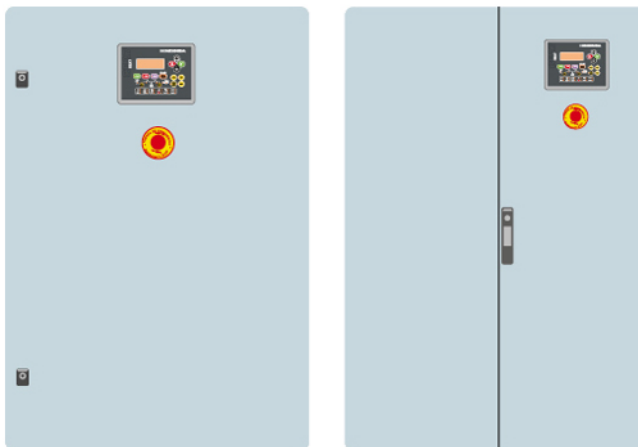
### CC2

Himoinsa External ATS WITH visualization display. CEC7



### AC5

Automatic Mains Failure control panel. Wall mounted Automatic control panel including transfer switch with thermal magnetic protection (according to voltage and phase). CEA7



MODEL  
**HHW-40 T5**  
INDUSTRIAL RANGE  
Soundproof  
Powered by HIMOINSA



## Generating Sets Standard and Optional Features

### Engine

- Diesel engine
- 4 strokes-cycle
- Water-cooled
- 24V Electrical system
- Radiator with blowing fan
- water separator decanting filter (no visible level)
- Electronic governor
- Sender WT
- Senders OP
- Dry air cleaner
- Hot parts protection
- Moving parts protection
- Optional : · Radiator coolant level sender

### Alternator

- Self-excited and Self-regulated
- IP23 protection degree
- Insulation H class

### Electrical system

- Electric control panel with measurements devices and control display (according to necessity and configuration)
- 4 poles circuit breaker
- Electrical control panel with earth leakage protection
- Battery charger (standard on automatic control panels)
- Pre-heating resistance (standard on automatic control panels) / water jacket heater
- Battery charger alternator with ground connection
- Starting battery/ies installed and connected to the engine (supports included)
- Ground connection electrical installation with connection ready for ground pike (not supplied)
- Optional : · Battery isolator

### Soundproofed version

- Steel made chassis
- Oil sump extraction kit



**HIMOINSA**<sup>®</sup>  
THE ENERGY

MODEL  
**HHW-40 T5**  
INDUSTRIAL RANGE  
Soundproof  
Powered by HIMOINSA

## Generating Sets Standard and Optional Features

### Soundproofed version

- Versatility to assemble high capacity metallic fuel tank chassis
  - Antivibration shock absorber
  - Chassis with integrated fuel tank
  - Fuel level sender
  - Emergency stop button
  - Sound attenuated canopy made of high quality steel metal.
  - High mechanical strenght
  - Low noise level
  - Attenuation through high density rock wool material
  - Epoxy Powder coating
  - Easy acces for service mainteance
  - Reinforced lifting eye to lift by crane
  - Bunded chassis (works as liquids retention tray)
  - Drain fuel tank cap
  - Drain chassis cap
  - Chasis ready for future mobile kit installation
  - Steel made residential silencer -35db(A) attenuation.
- Optional :
- 3 way valve fuel filling (available in 1/2" and 3/8" fittings)
  - Fuel transfer pump





**HIMOINSA®**  
THE ENERGY

MODEL  
**HHW-40 T5**  
INDUSTRIAL RANGE  
Soundproof  
Powered by HIMOINSA

## PDF Summary

Created : 14/10/2015 08:28

Author : Himoinsa

Number of pages : 9

Report Type: Data Sheet - **Industrial range**

Generated by: HIMOINSA Engineering Dept.

Page 1. Genset data

Page 2. Engine Specifications. Generator Specifications.

Page 3. Installation Data

Page 4. Dimensions

Page 5. Dimensions of other available versions

Page 6. Control Panel Model

Page 7. Generator Features & Options

Page 8. Generator Features & Options

Page 9. PDF Summary (ID454E37343137363138)

[http://www.himoinsa.com/generating-sets/741\\_22/diesel-generator-hhw-40\\_t5-himoinsa-50hz-industrial-range-prp\\_42,1kva.aspx](http://www.himoinsa.com/generating-sets/741_22/diesel-generator-hhw-40_t5-himoinsa-50hz-industrial-range-prp_42,1kva.aspx)

